
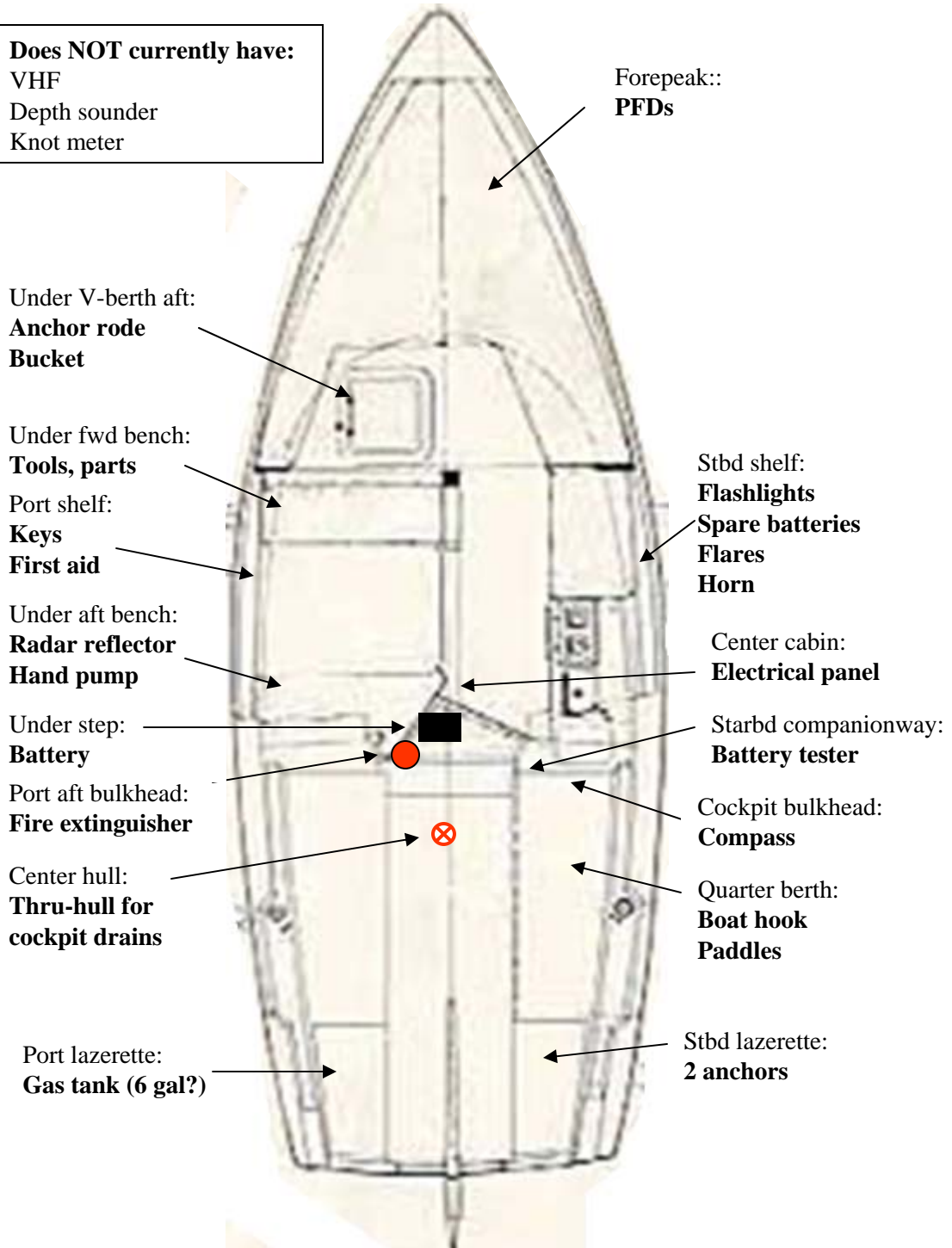




Fairwind Yacht Club  
2006 and 2007 SCYA Club of the Year  
**Capri 22 Turning Point**  
Emergency equipment and Systems




**Does NOT currently have:**  
VHF  
Depth sounder  
Knot meter



May 14, 2009  
Send additions/corrections to Margaret Pommert



Fairwind Yacht Club  
2006 and 2007 SCYA Club of the Year  
**Capri 22 Turning Point**  
Tips and Quirks



**General handling characteristics:**

- More beginner friendly/ less high performance than the Capri 22's because shorter rig, etc

**Base of forestay release:**

- Ensure pin is secured

**Base of mast:**

- Steaming light intermittent failure; try reseating plug

**Pop top:**

- Secure closed with thumb screws

**Side decks:**

- Narrow decks, 3 stanchions require care moving forward

**DC Panel:**

- Switch labeled 'anchor light' is really steaming light
- Boat has no anchor light
- Leave bilge pump on (light is burned out) in case thru-hull fails
- Run bilge blower before starting because of gas stored in lazarette

**Boom/vang:**

- Topping lift must be set before main is lowered/ reefed

**Cockpit drain thru-hull:**

- Leave open
- Leave auto bilge pump on

**Outboard motor:**

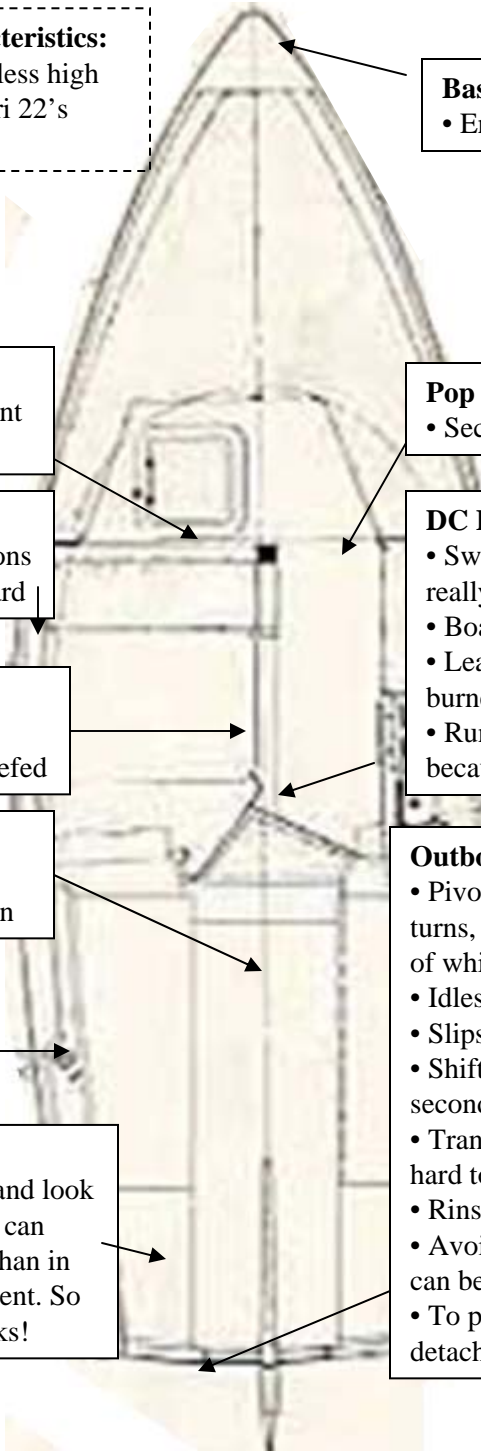
- Pivots for steering enabling tighter turns, but always need to keep track of which way it is pointed
- Idles down suddenly and stalls
- Slips out of reverse
- Shift at idle speed ONLY, 2 seconds in neutral in between
- Transmission in frwd to tilt up, pull hard to rotate up
- Rinse before put canvas cover on
- Avoid lowest bracket position as it can be difficult to release/raise
- To prevent fuel spills, do NOT detach gas line

**Ventilation vents:**

- Avoid spraying water down them

**Gas tank:**

- Don't trust gauge; open and look
- Stowed IN hull, where it can leak into the bilge, rather than in isolated, vented compartment. So important to watch for leaks!



June 11, 2009

Send additions/corrections to Margaret Pommert